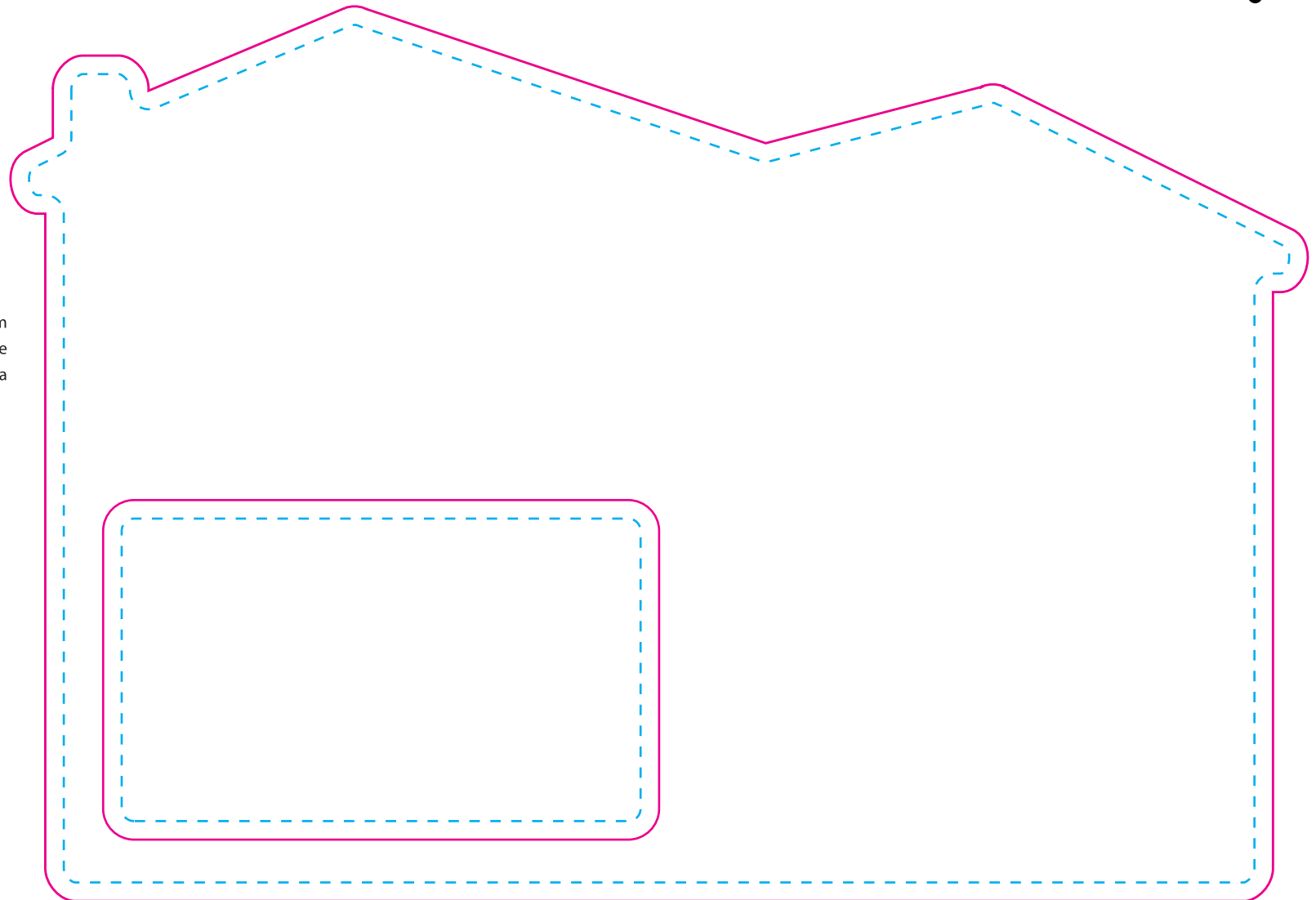


Printing Brisbane Magnet Templates - House Photo Frame



PFHS1 - 145 x 210mm

-  Cut Line
-  Safe Area



Supply final artwork as a PDF

1. CMYK
2. Any images at 300dpi
3. Set trimlines to overprint
4. Convert fonts to outlines

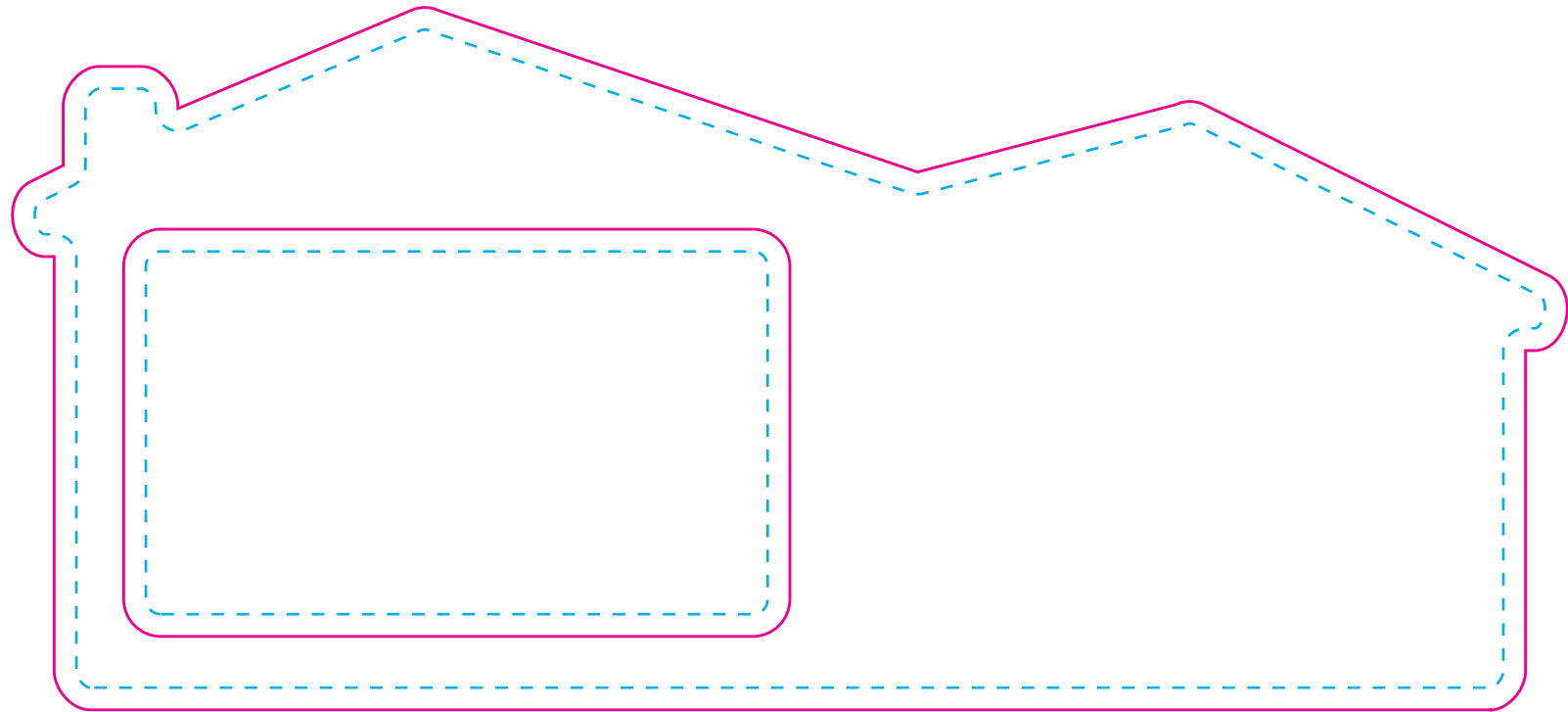
IMPORTANT:

Contact us on the details below if you are not totally confident with setting up files for print.

p: 07 3208 5649

www.printingbrisbane.com.au
sales@printingbrisbane.com.au
PO Box 597 Springwood Q 4127

Printing Brisbane Magnet Templates - House Photo Frame



PFHS3 - 95 x 210mm



Supply final artwork as a PDF

1. CMYK
2. Any images at 300dpi
3. Set trimlines to overprint
4. Convert fonts to outlines


IMPORTANT:

Contact us on the details below if you are not totally confident with setting up files for print.

p: 07 3208 5649

www.printingbrisbane.com.au
sales@printingbrisbane.com.au
PO Box 597 Springwood Q 4127

Printing Brisbane Magnet Templates - House Photo Frame



PFHS4 - 95 x 150mm



Supply final artwork as a PDF

1. CMYK
2. Any images at 300dpi
3. Set trimlines to overprint
4. Convert fonts to outlines


IMPORTANT:

Contact us on the details below if you are not totally confident with setting up files for print.

p: 07 3208 5649

www.printingbrisbane.com.au
sales@printingbrisbane.com.au
PO Box 597 Springwood Q 4127

Printing Brisbane Magnet Templates - House Photo Frame



PFHS2 - 145 x 145mm



Supply final artwork as a PDF

1. CMYK
2. Any images at 300dpi
3. Set trimlines to overprint
4. Convert fonts to outlines

IMPORTANT:

Contact us on the details below if you are not totally confident with setting up files for print.

p: 07 3208 5649

www.printingbrisbane.com.au
sales@printingbrisbane.com.au
PO Box 597 Springwood Q 4127